

THE HOTLINE GAME

INSTRUCTIONS FOR YOUR EYES ONLY!

General Instructions:

Make sure the group reads the instructions for participants before they start, so they will have an understanding of how it works and what the goal is.

***This is optional, but it makes it more exciting if the group receives a treat at the end, like popcorn, ices, etc.**

***Also optional, but you might want to time how long it takes them to reach the “finish line”**

These instructions indicate where to hide each set of clues.

SET 1:

Hide pages 1-3 in the room where you will be starting.

SET 2:

Hide pages 4-5 by a chair. Hide them well, so it won't be easy for them to find, maybe taped underneath.

SET 3:

Hide page 6 by the stairs.

SET 4:

Hide pages 7-8 by the freezer.

FINISH LINE:

Hide page 9 along with an optional treat by a window.









THE HOTLINE GAME

INSTRUCTIONS FOR PARTICIPANTS:

You Need: A phone, TEAMWORK, and your brain!

Objective: To solve all the clues and reach the "finish line" as quickly as possible!

How it works:

-  You will start off with a set of clues.
-  When you solve the clues, you will find out a phone number. This is the first hotline you will call.
-  However, you will need the access code to access the message on the hotline.
-  So, continue working on this set of clues until you figure out the access code.
-  Once you have the phone number and the access code, call the hotline!
-  By listening to the message, try to solve the riddle, leading you to the location of the next set of clues.
-  Solve these clues to hear the message on the next hotline.
-  Keep going until you call all 4 hotlines and reach the end!

GOOD LUCK!

| | 1 | 2 | 3 | 4 | 5 | 6 | 7 | 8 | 9 | 10 | 11 |
|---|---|---|---|---|---|---|---|---|---|----|----|
| A | | | | | | | | | | | |
| B | | | | | | | | | | | |
| C | | | | | | | | | | | |
| D | | | | | | | | | | | |
| E | | | | | | | | | | | |

Shade in the following boxes: A1 is already filled in for your convenience.

~~A1~~ E3 A10 C7 D9 B3 B1 D7 D11 E11 C2 E1 A5
C10 D3 A7 B9 E10 A2 B11 C9 E7 C1 A9 B7 C11
A6 E9 A3 E2 C3 E11

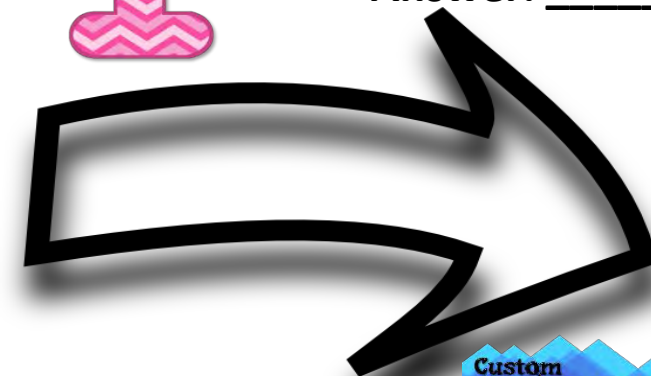
1

Answer: _____



Subtract: The year minus time of dentist appointment

Answer: _____



**NEXT
PAGE**

July 8th, 2020

To-Do List:

Drop off girls at camp - 8:55
Dentist appointment - 10:30
Go to grocery - 11:20
Go to shoe store - 12:30
Pick up kids from camp - 4:00
Supper - 6:15
Bedtime - 8:10

2

3

| | | | | | | | | | |
|---|---|---|---|---|---|---|---|---|---|
| D | N | B | L | P | M | A | C | K | P |
| N | O | H | T | A | I | A | H | C | M |
| O | H | S | N | I | M | L | A | S | A |
| H | T | I | I | P | F | M | I | C | C |
| T | A | M | L | C | P | M | A | C | A |
| A | I | C | E | P | C | E | T | H | M |
| I | A | H | M | H | N | F | H | A | P |
| A | H | A | A | E | A | I | O | I | M |
| H | C | A | M | P | C | L | N | L | A |
| C | N | O | H | T | A | I | A | H | C |

Page 2



CHAI-A-THON
Chai Lifeline

How many times can you find these words?

| | | | |
|-------------|---------------|-------|--------|
| _____ | _____ | _____ | _____ |
| CHAI-A-THON | CHAI LIFELINE | CAMP | SIMCHA |


Put all the answers to the clues together to find the phone number to call

1

2

3

**Almost there... but, you
need the access code!
Find out the access code**



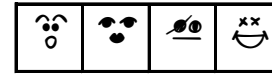

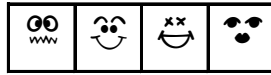
**Follow the
path of the
maze to reveal
the access
code**

Access Code:



**Call to find out
where the next
clues are hidden!**

| | | | | | | | | | | | | | | | | | | | | | | | | | |
|---|---|------|----|---|----|----|---|----|---|----|----|---|----|---|----|---|---|---|---|----|---|---|----|---|----|
| A | B | C | D | E | F | G | H | I | J | K | L | M | N | O | P | Q | R | S | T | U | V | W | X | Y | Z |
| 0 | 😊 | 👁️👁️ | 👁️ | 😊 | 👁️ | 👁️ | 😞 | 👁️ | 😊 | 👁️ | 👁️ | 😊 | 👁️ | 😞 | 👁️ | 😊 | 😊 | 😊 | 😊 | 👁️ | 😊 | 😊 | 👁️ | 😊 | 👁️ |



Phone Number:

978 - 990 -

Crack the code to figure out the last 4 digits of the phone number.

ALMOST THERE... BUT, YOU STILL NEED THE ACCESS CODE. FIND THE CLUE TO THE ACCESS CODE ON THE NEXT PAGE



Custom Scavenger Hunt
(347)-372-4587
customscavhunt@gmail.com

CHAI-A-THON
A PROJECT OF
Chai Lifeline



Find the hidden numbers. Match the number's font to its location in the sequence.



| | | |
|---|---|---|
| 1 | 9 | 3 |
|---|---|---|

No correct number

| | | |
|---|---|---|
| 2 | 1 | 7 |
|---|---|---|

2 correct numbers,
in the wrong place

| | | |
|---|---|---|
| 6 | 2 | 4 |
|---|---|---|

1 correct number,
in the correct place

| | | |
|---|---|---|
| 9 | 5 | 1 |
|---|---|---|

1 correct number,
in the wrong place

1

Access Code part 1:

3
HOTLINE

CALL (978)-990-5094

AND ENTER THE ACCESS
CODE TO HEAR WHERE THE
NEXT CLUES ARE HIDDEN!



Sudoku

Page 6

| | | | | | | | | |
|----|---|----|---|----|---|---|---|---|
| #2 | 5 | 2 | | 4 | 8 | 1 | | |
| 3 | | | 7 | 5 | | | | 2 |
| 7 | | 1 | 6 | | | 9 | 8 | |
| | 6 | #4 | 5 | | 2 | 3 | | 8 |
| | 9 | #3 | | | | | 1 | 7 |
| 4 | | 8 | 3 | | 7 | | 9 | |
| | 1 | 6 | | | | 7 | | |
| 2 | | | | 8 | 9 | | | 4 |
| | | 4 | 2 | #1 | | 8 | 5 | |

2

Access Code Part 2:

#1

#2

#3

#4

Custom
Scavenger Hunt
(347)-372-4587
customscavhunt@gmail.com

CHAI-A-THON
Chai Lifeline



You're almost there!...



Call (978)-990-509_

Access Code
Part I

Cross off every number that
appears more than once.

| | | | | | |
|---|---|---|---|---|---|
| 1 | 9 | 3 | 2 | 4 | 4 |
| 6 | 8 | 0 | 2 | 9 | 8 |
| 2 | 0 | 1 | 8 | 5 | 2 |
| 8 | 9 | 6 | 0 | 6 | 9 |
| 7 | 1 | 2 | 8 | 0 | 4 |
| 2 | 0 | 4 | 6 | 1 | 9 |

Lowest # Highest # Middle #



CHAI-A-THON
A PROJECT OF
Chai Lifeline

**Custom
Scavenger Hunt**
(347)-372-4587
customscavhunt@gmail.com

1,572

1,487


4,439




2,995

3,006

7,608



Access Code Part 2:



CHAI-A-THON

Custom
Scavenger Hunt
(347)-372-4587
customscavhunt@gmail.com

FINISH

**YOU
DID IT!**



**Custom
Scavenger Hunt**
(347)-372-4587
customscavhunt@gmail.com

CHAI-A-THON
Chai Lifeline